

## Quick Overview

We use iPads onstage to wirelessly control 2 offstage computers. The main computer has 8 channels (4 stereo) of audio. The backup computer has 2 channels (1 stereo) of audio.

The main computer also runs HDMI video to a splitter, which is linked to 3 projectors.

### **Equipment provided by the artist:**

- 2 onstage iPads
- 2 side projectors and their HDMI cables
- HDMI splitter
- 2 computers and their respective interfaces (2 channel for backup, 8 channel for main)

### **Equipment provided by the venue:**

- Onstage iPad Table
- Offstage computer table
- House projector (If no house projector exists one of the artist's side projectors can be adapted for this purpose)
- All monitors and house systems
- All connecting cables, snakes, and DI boxes

# *Jonathan Kawchuk Tech Rider*

## **Onstage**

- 2 People play iPads that control a computer offstage.
- The stage must be as naked and free of wires as possible.
- The type of table provided should be discussed beforehand.

## **Front of House**

- Channels 1-8 are stemmed out to allow for greater control of the mix (as opposed to just a stereo signal).
- Channels 9 and 10 should be muted at all times, and quickly unmuted if the main computer goes down.
- There must be a small table near mixing desk to set up computers and interfaces..

## **Monitors**

- Monitor mixes should be the same as house. If the option is available:
  - **Player 1** should get **Left** house mix in **Upstage** monitor and **Right** house mix in **Downstage** monitor.
  - **Player 2** should get **Left** house mix in **Downstage** monitor and **Right** house mix in **Upstage** monitor.
- Otherwise a summed house mix in all monitors will do.

## **Visual**

- The house projector must point directly at the stage. The artist provides the two side projectors.
- The venue should notify the artist as to what type of connection the house projector accepts ahead of time.
- All house and stage lights must be turned off other than these projectors.

## **Equipment provided by the artist:**

- 2 onstage iPads
- 2 side projectors and their HMDI cables
- HDMI splitter
- 2 computers and their respective interfaces (2 channel for backup, 8 channel for main)

## **Equipment provided by the venue:**

- Onstage iPad Table
- Offstage computer table
- House projector (If no house projector exists one of the artist's side projectors can be adapted for this purpose)

- All monitors and house systems
- All connecting cables, snakes, and DI boxes

**Music**

This music is very dynamic, and may be imperceptible at times, and deafening at others. Please allow for this effect.

A quick overview of the sound can be found at:

<http://jonathankawchuk.com/flagship>

This includes a quick sampler as well as the flagship track of this album.

The set is about 30 minutes long

**General**

Please provide general venue info about load in, sound check, merchandise sales, time of doors opening, number of comp tickets we get, etc.

**Contact**

[Jonathan.kawchuk@gmail.com](mailto:Jonathan.kawchuk@gmail.com)

You can also iMessage me here or facebook Jonathan Kawchuk

**Thanks!** Let's have a fun show!

# *Jonathan Kawchuk Input List*

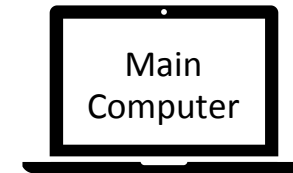
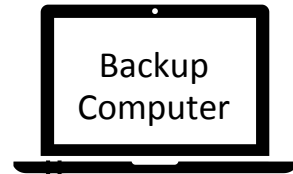
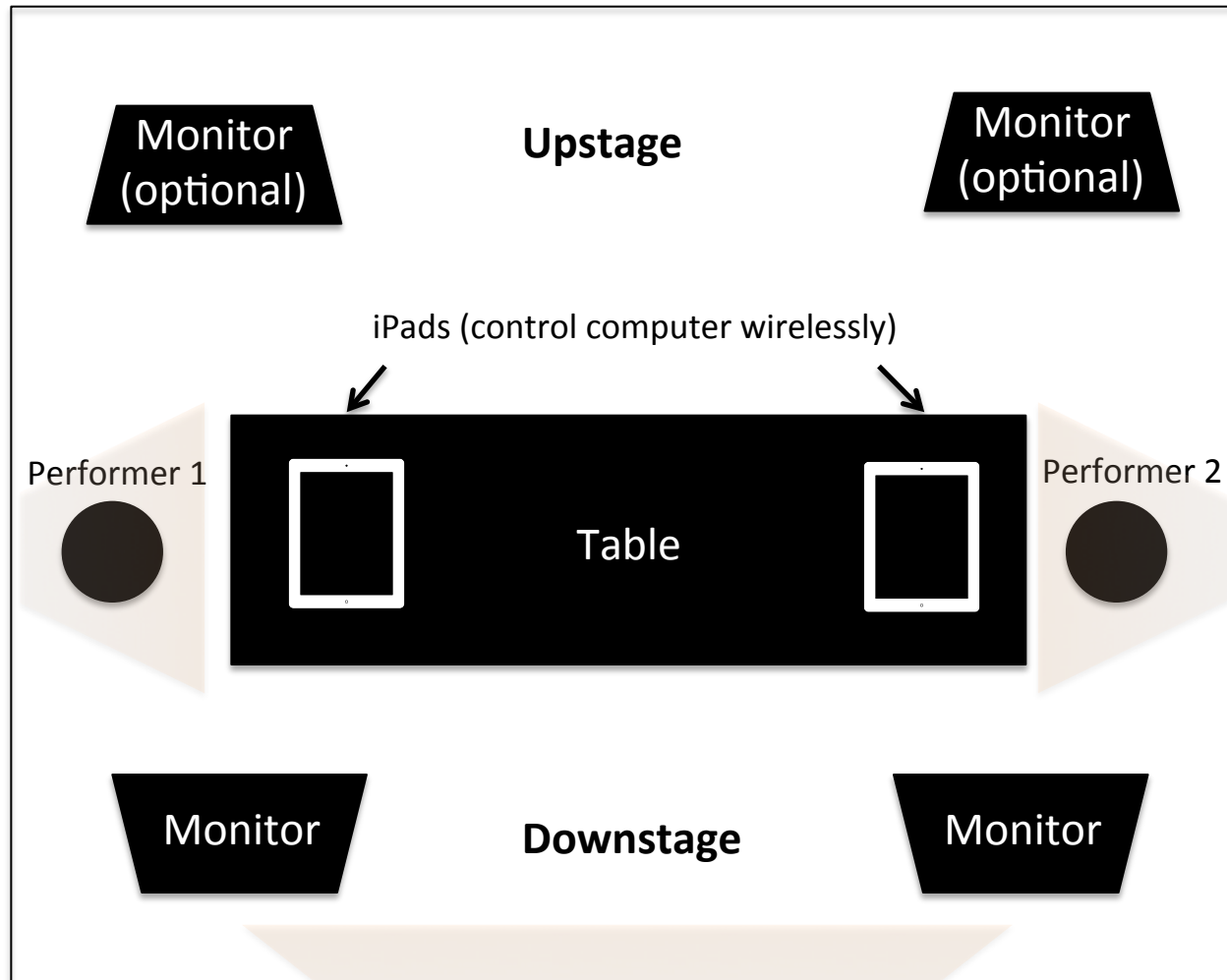
<b>Input #</b>	<b>Description</b>	<b>Mic/DI</b>
1	Main computer bass L	DI
2	Main computer bass R	DI
3	Main computer held L	DI
4	Main computer held R	DI
5	Main computer hit L	DI
6	Main computer hit R	DI
7	Main computer misc R	DI
8	Main computer misc L	DI
9	Backup computer channel L	DI
10	Backup computer channel R	DI

# Jonathan Kawchuk Stage Plot

Projector (Artist supplied)

Projector (Artist supplied)

Offstage



HDMI Splitter