


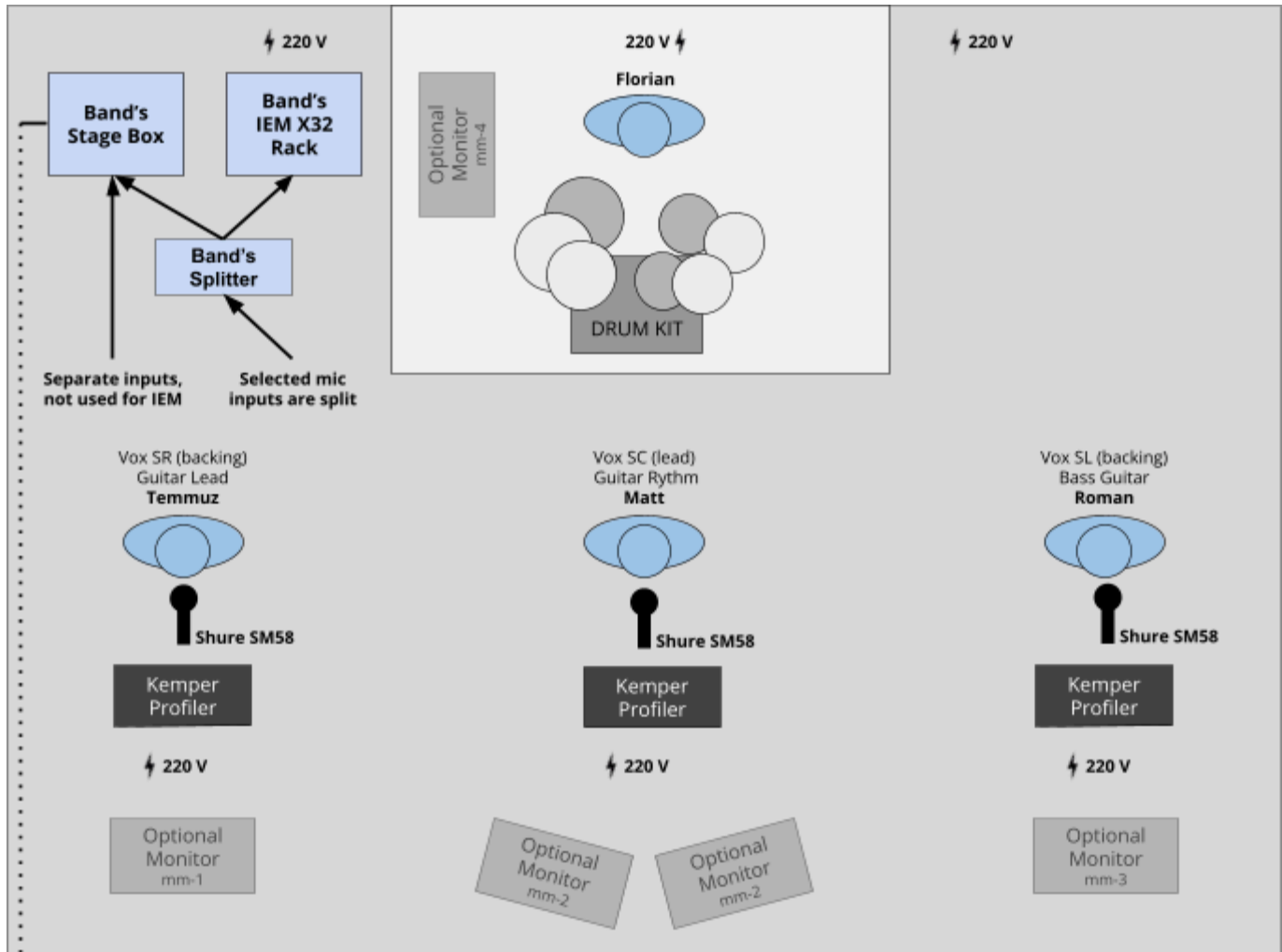
THE BLACK PROTEUS

TECHNICAL RIDER & HOSPITALITY

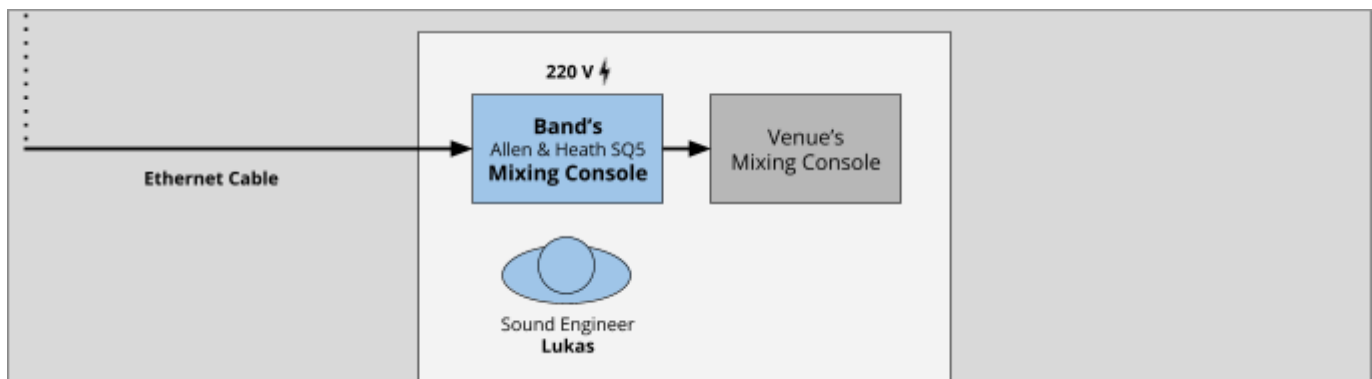


STAGE PLAN

STAGE



FOH



STAGE REQUIREMENTS

- ☐ **5x big** (3x Vocals, 2x OH) **and 1x small** (Kick) **mic stand**.
- ☐ Occasionally **guest musicians** will be performing with the band which will require one or two **stage monitors**.
- ☐ **Power supplies** for the drummer, guitarists, bass player, and IEM Rack must be provided on a dedicated electrical phase, separately secured with a 16-ampere circuit breaker.
- ☐ The organizer is responsible for organizing a **rug for the drumset**.
- ☐ At least one strong **ventilator** should be made available on stage.
- ☐ Please use the fog/haze/smoke machine sparingly. Too much of it and the singer will cry about how it dries his throat.

SETUP & SOUND CHECK

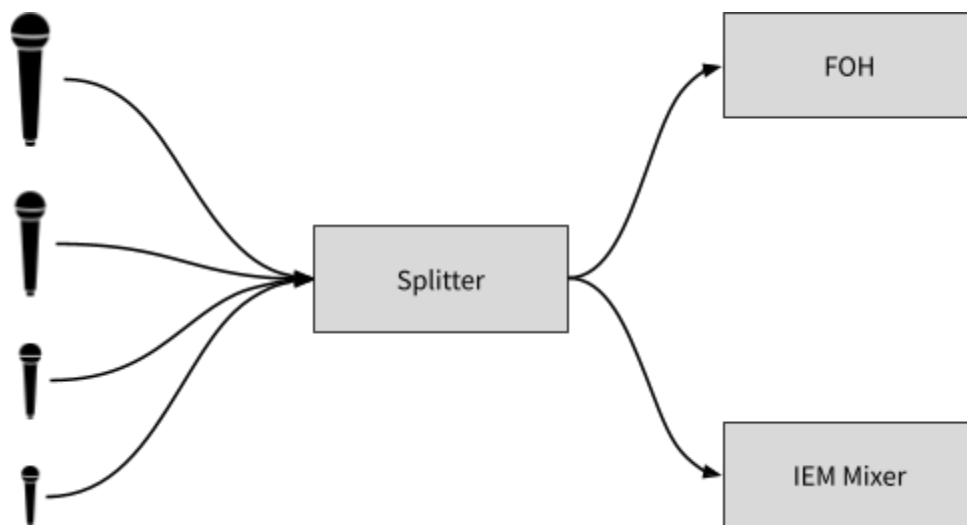
Variant	Setup Time	Sound Check Time	Total Time	Comment
Full Setup (incl. drum setup)	45 min	15 min	60 - 90 min	Applicable when the band is scheduled for the first sound check of the event. Total setup time is 60 minutes with two techs, and up to 90 minutes with one tech.
Concurrent Setup	20 min	10 min	30 min	The band can start setting up at the same time as the previous band is doing their sound check.
Changeover During Show	15 min	/	15 min	

INPUT LIST

	Item	Mic / Device	Inserts	Notes
01	Kick In	Sennheiser e901, SE Electronics BL8	Gate + Compressor	
02	Kick Out	AKG D112, Shure Beta 52A, Audix D6	Gate	
03	Snare Top	Shure SM57, Beyerdynamic TG d57c	Gate + Compressor	
04	Tom 1	Sennheiser e604, Beyerdynamic TG d57c	Gate	
05	Tom 2	Sennheiser e604, Beyerdynamic TG d57c	Gate	
06	Hi-Hat	SM57, condenser...		
07	OH L	Rode NT5		
08	OH R	Rode NT5		
09	Bass DI (Roman - SL)	Line Out (XLR to FOH)		Bass PreAmp
10	Bass FX (Roman - SL)	Line Out (XLR to FOH)		Kemper Profiler
11	Guitar Lead (Temmuz - SR)	Line Out (XLR to FOH)		Kemper Profiler
12	Guitar Rhythm (Matt - SC)	Line Out (XLR to FOH)		Kemper Profiler
13	Vox Backing (Temmuz - SR)	Shure SM58	Compressor	
14	Vox Lead (Matt - SC)	Shure SM58 / Beta58	Compressor	
15	Vox Backing (Roman - SL)	Shure SM48	Compressor	
16	Vox Guest	Shure SM58	Compressor	
17	Backing Tracks Left	Line Out (XLR to FOH)		
18	Backing Tracks Right	Line Out (XLR to FOH)		

LIVE MONITORING

- The band will bring their own IEM mixer (Behringer X32).
- The band is responsible for their IEM mix.
- Selected signals coming from microphones, DIs etc. will be split before they enter the IEM mixer and will not affect the sound traveling to the FOH.
- The band will bring a sufficient amount of patch cables.
- Guest musicians will require one or two stage monitors.







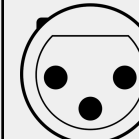
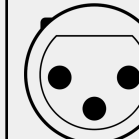
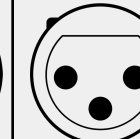
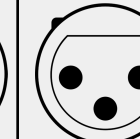




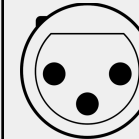
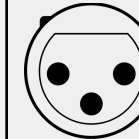
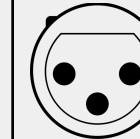
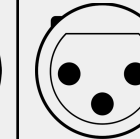
IEM SPLITTING

IEM Inputs

















Which signals need to be routed through the splitter will be defined on location based on venue size or other requirements.

Signals that are not needed for IEM, can be routed straight to FOH.

INPUTS

							
1	2	3	4	5	6	7	8
Vox SR (Temmuz)	Vox SC (Matt - lead)	Vox SL (Roman)	Bass FX (Roman)	Kick Out	Snare	OH L	OH R
							
9	10	11	12	13	14	14	14
Git SR (Temmuz - lead)	/	Git SC (Matt - rhythm)	/	Vox Guest	Talkback	Vox Drm	Hihat

OUTPUTS (routed to FOH)

															
16	15	14	13	12	11	10	9	8	7	6	5	4	3	2	1
Backingt rack R	Backingt rack L	Vox Guest	Vox Drm	Vox SL Roman	Vox SC lead	Vox SR Temmuz	Git SC rhythm	Git SR lead	Bass FX	Bass DI	OH R	OH L	Hi- Hat	Snare Top	Kick

FOH MIXING

A) With Own Sound Tech

The band's sound tech will bring **his own**:

- **Mixing console** (Allen & Heath SQ5)
- **Stage box** (Allen & Heath AR2412)

The band's sound tech **requires**:

- ☐ **A designated FOH area, restricted from audience access.**
 - ☐ This space must be sufficiently large to accommodate the SQ5 Mixer, requiring a minimum area of **50cm x 70cm**.
- ☐ An **existing ethernet connection** from the stage box to FOH.
 - ☐ If no existing ethernet connection is available: A clear path must be ensured from the stage to the FOH area for laying the ethernet cable.
- ☐ **Two (L/R) or three (L/R/Sub) free and normalized channels on the venue's mixing console** routed directly to the PA System.
- ☐ **Power supply** must be provided on a dedicated electrical phase, separately secured with a 16-ampere circuit breaker.

B) Without Own Sound Tech

The venue's house technician is responsible for patching all connections **from the IEM splitter** to the **venue's stage box**.

PA SYSTEM

The PA system should be capable of delivering an undistorted sound level of 110dBA SPL (20 - 20.000Hz) consistently at the FOH mixing desk location. It should be a minimum of a 3 or 4-way system to ensure quality sound distribution.

LIGHTING & FX

The band will bring:

- 2x Showtec Sunstrip Active MKII
- 1x Eurolite LED Super Strobe

These lights are automated and synced with the band's performance. They will be used in addition to the venue's light and are connected to the Mac in the IEM Rack.

General Requirements

Adequate lighting should be provided according to the size of the stage and the event. Arrangements for specific lighting needs can be discussed on-site prior to the performance.

In cases where we bring our own lighting technician, they will handle these responsibilities.

Club Events

For club events, we generally use the available lights and effects at the venue. The minimum lighting system should have the capability for basic white light with additional blue and red illumination. The organizer must provide a lighting technician who should be available at least one hour before the sound check and remain until the end of the event. In cases where only minimal lighting is available, the organizer must ensure someone is present to control the lights during the event, starting at least half an hour before the performance begins.

Larger Events

We expect a minimum of 4 spots and 8 wash lights to ensure full stage coverage and a hazer. If LED screens are present on stage, this must be communicated to us at least 14 days before the event starts, along with their technical specifications.

MERCHANDISE

Please make sure an area is set aside for the band's merchandise. It should be available immediately on arrival of the band, until the end of the event.

The designated area should include:

- ☐ A **medium-sized table**, set up in the suggested location prior to the start of the concert.
- ☐ **Clear visibility** and **proper lighting**.
- ☐ A **230V, 50Hz electricity plug** and a **power strip** (min 3 sockets).
- ☐ If outdoors, a shaded spot that offers **protection against rain** and other weather conditions.

HOSPITALITY

Drinks Backstage

- ☐ 8 x 0.5L **unrefrigerated still** water
(Please, **NO** carbonated/fizzy water)
- ☐ 1L apple juice
- ☐ 1L Coca-Cola
- ☐ 1L Coca-Cola **Zero**
- ☐ 1 bottle of quality local red wine
- ☐ Beer is welcome as well

Drinks on Stage

- ☐ 8 x 0.5L **unrefrigerated still** water
(Please, **NO** carbonated/fizzy water)

Food Backstage

Please ensure the following:

- ☐ At least one **lactose-free** meal option
- ☐ At least one **gluten-free** meal option

Food must be made available no later than **2.5 hours before the band goes on stage.**

The band will inform you in advance if they are traveling with **additional personnel**, such as a sound technician, photographer/videographer, or merchandiser, so that they can be accommodated as well.

CONTACT

For further information or any questions don't hesitate to contact us.

Band Contact

Roman Badstuber
+43 699 171 158 85
roman@theblackproteus.com

Tech Contact

Lukas Biedermann
+43 660 640 64 28
technik.biedermann@gmail.com